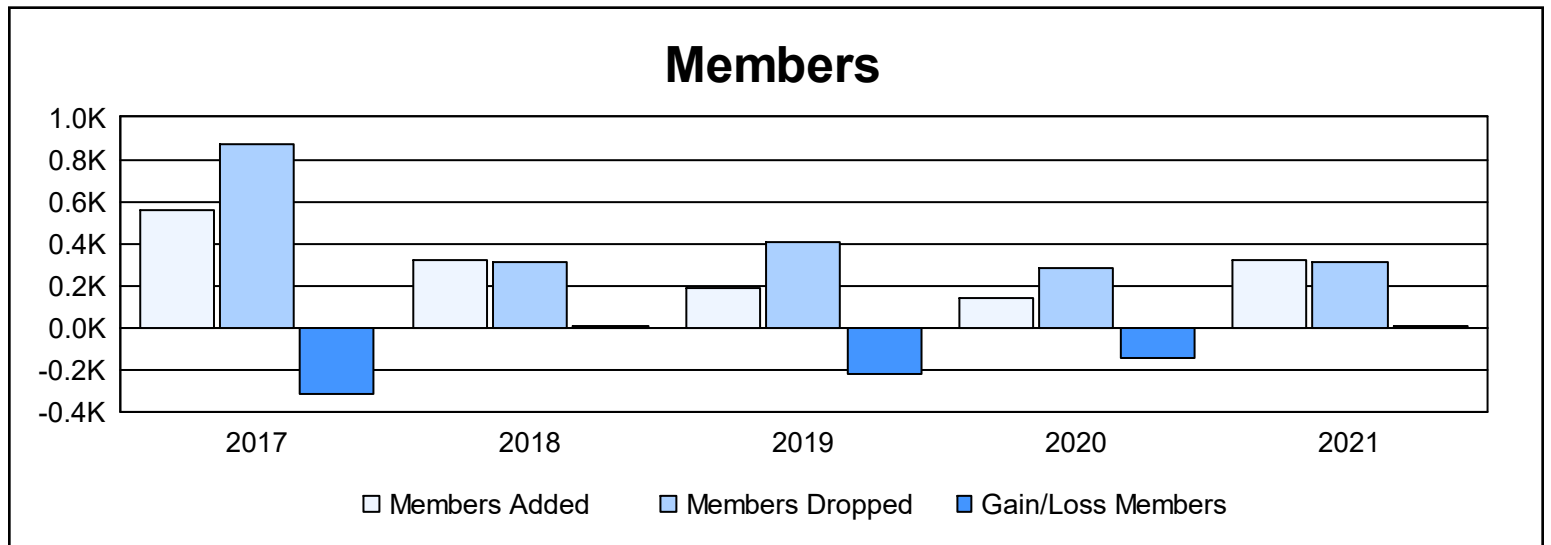
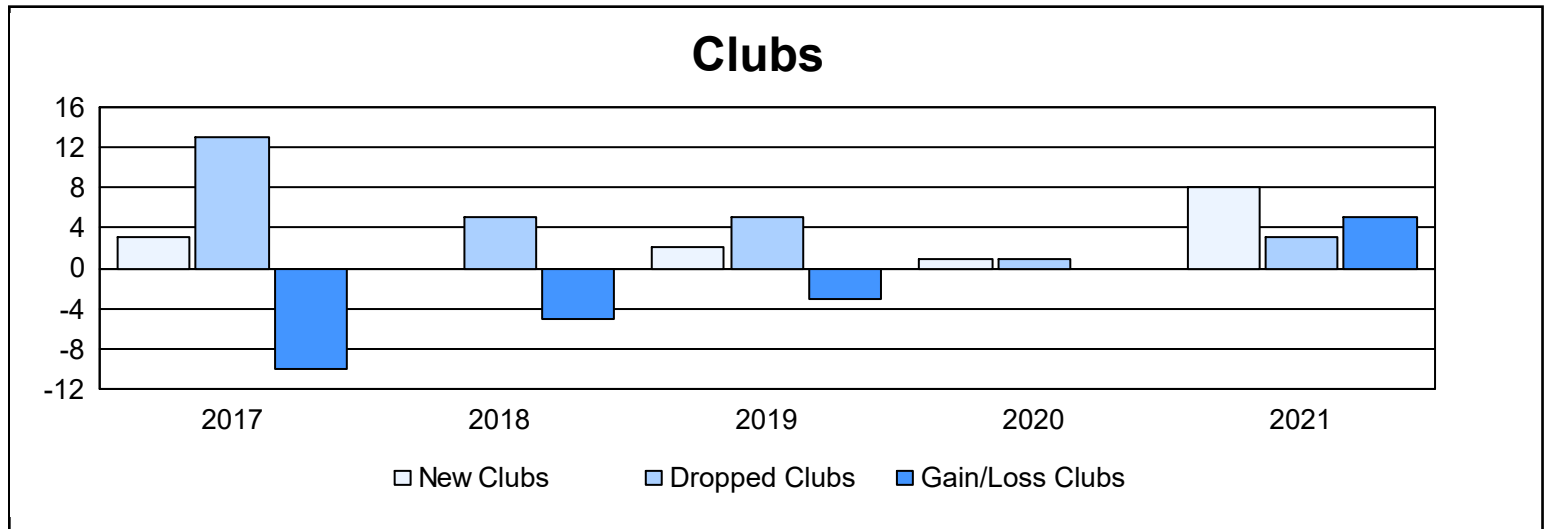
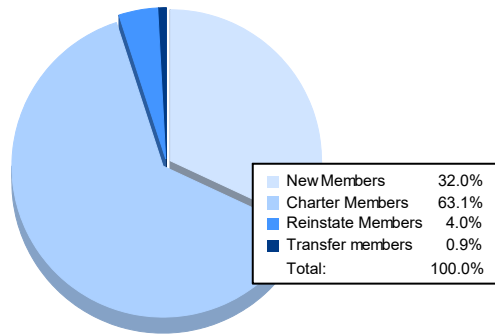


| Year | New Clubs | Dropped Clubs | Gain/ Loss Clubs | New Members | Charter Members | Reinstate Members | Transfer Members | Total Member Added | Total Members Dropped | Gain/ Loss Members |
|----------------|-----------|---------------|------------------|-------------|-----------------|-------------------|------------------|--------------------|-----------------------|--------------------|
| 2016-2017 | 3 | 13 | -10 | 244 | 122 | 193 | 3 | 562 | 876 | -314 |
| 2017-2018 | 0 | 5 | -5 | 283 | 5 | 23 | 6 | 317 | 312 | 5 |
| 2018-2019 | 2 | 5 | -3 | 123 | 41 | 14 | 7 | 185 | 410 | -225 |
| 2019-2020 | 1 | 1 | 0 | 70 | 47 | 18 | 3 | 138 | 284 | -146 |
| 2020-2021 | 8 | 3 | 5 | 104 | 205 | 13 | 3 | 325 | 314 | 11 |
| Average | 3 | 5 | -3 | 165 | 84 | 52 | 4 | 305 | 439 | -134 |



Membership Composition June 2021 Cumulative



Gender Composition June 2021 Cumulative

